

E-GOVERNMENT

E-Government Development Index

Salieu Kanu Mansaray

E-GOVERNMENT

WEST AFRICA

E-GOVERNMENT

What is it?

- ◉ Efficient Government
- ◉ Electronic Government
- ◉ Everybody Government
- ◉ Everything Government
- ◉ Effective Government
- ◉ Effortless Government

E-GOVERNMENT

What is it?

○ Electronic Government

E-GOVERNMENT

- ⦿ Efficient Government
- ⦿ Electronic Government
- ⦿ Everybody Government
- ⦿ Everything Government
- ⦿ Effective Government
- ⦿ Effortless Government

All of The Above!

E-GOVERNMENT

- E-Government is the use of electronic technologies by government to deliver services and interact with its citizens.

E-GOVERNMENT DEVELOPMENT INDEX (EGDI)

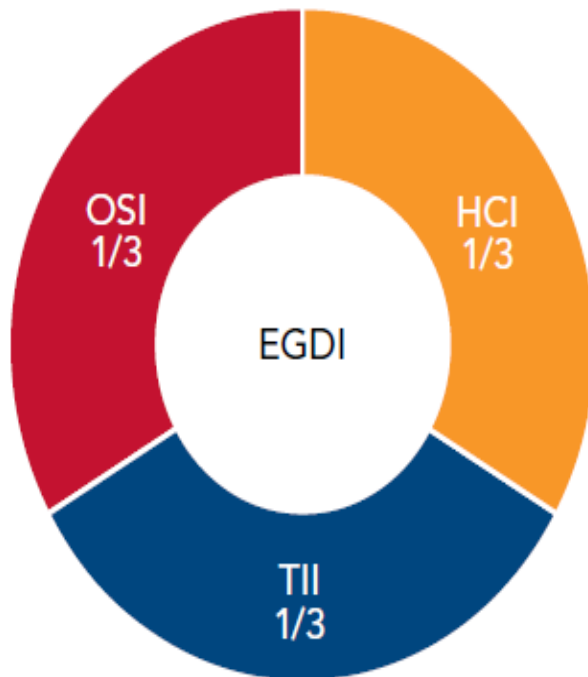
The EGDI Survey

- ◉ Conducted By The United Nations
- ◉ Survey Of All 193 UN Member States
- ◉ Bi-Annual Survey Since 2003
- ◉ Survey Conducted By A Team of Internet Experts

E-GOVERNMENT DEVELOPMENT INDEX (EGDI)

How is it measured?

The three components of the E-Government Development Index (EGDI)

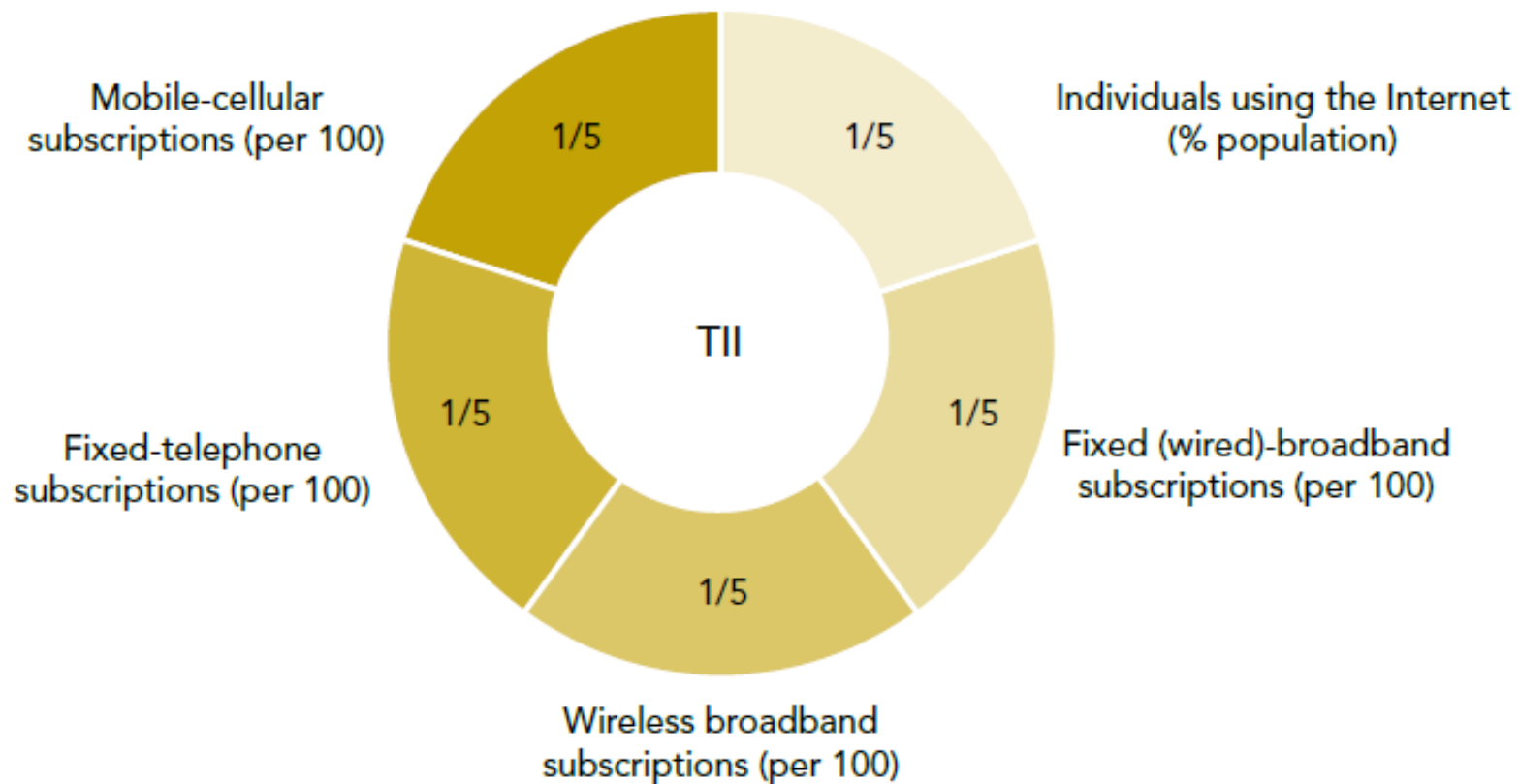


- OSI—Online Service Index
- TII—Telecommunication Infrastructure Index
- HCI—Human Capital Index

E-GOVERNMENT DEVELOPMENT INDEX (EGDI)

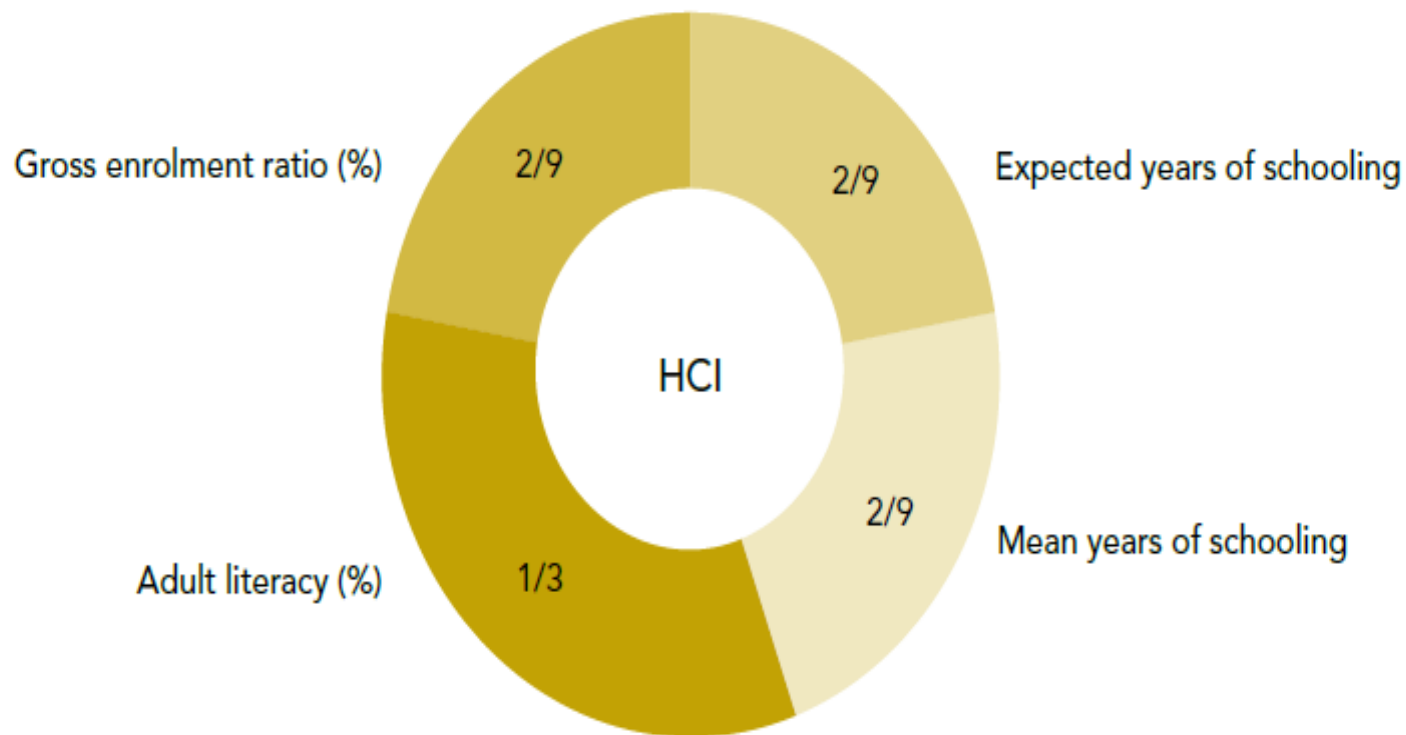
HOW IS IT MEASURED?

A.2. Telecommunication Infrastructure Index (TII) and its components



E-GOVERNMENT DEVELOPMENT INDEX (EGDI) HOW IS IT MEASURED?

Figure A.3. Human Capital Index (HCI) and its components



E-GOVERNMENT DEVELOPMENT INDEX (EGDI)

Online Services Index

- ◉ The National Website
- ◉ The National Portal
- ◉ e-Services Portal
- ◉ e-Participation Portal

E-GOVERNMENT DEVELOPMENT INDEX (EGDI)

How is it measured?

Key Public Services Ministries

- ◉ Ministry of Education
- ◉ Ministry of Labour
- ◉ Ministry of Social Services
- ◉ Ministry of Health
- ◉ Ministry of Finance
- ◉ Ministry of Environment

EGDI - TOP COUNTRIES

<https://publicadministration.un.org/egovkb/en-us/Data-Center>
















Table

Chart

Compare 2016 with:

[Download 2016 Data in Excel/CSV format](#)

| Country | Rank 2016 | EGDI 2016 |
|--|-----------|-----------|
|  United Kingdom of Great Britain and Northern Ireland | 1 | 0.9193 |
|  Australia | 2 | 0.9143 |
|  Republic of Korea | 3 | 0.8915 |
|  Singapore | 4 | 0.8828 |
|  Finland | 5 | 0.8817 |
|  Sweden | 6 | 0.8704 |
|  Netherlands | 7 | 0.8659 |
|  New Zealand | 8 | 0.8653 |
|  Denmark | 9 | 0.8510 |
|  France | 10 | 0.8456 |
|  Japan | 11 | 0.8440 |
|  United States of America | 12 | 0.8420 |
|  Estonia | 13 | 0.8334 |

EGDI - COUNTRIES AT THE BOTTOM

| | | | |
|---|----------------------------------|-----|--------|
|  | Côte d'Ivoire | 175 | 0.2185 |
|  | Comoros | 176 | 0.2155 |
|  | Benin | 177 | 0.2039 |
|  | Haiti | 178 | 0.1931 |
|  | Papua New Guinea | 179 | 0.1882 |
|  | Democratic Republic of the Congo | 180 | 0.1876 |
|  | Guinea-Bissau | 181 | 0.1818 |
|  | Mali | 182 | 0.1817 |
|  | South Sudan | 183 | 0.1791 |
|  | Mauritania | 184 | 0.1734 |
|  | Burkina Faso | 185 | 0.1598 |
|  | Sierra Leone | 186 | 0.1594 |
|  | Djibouti | 187 | 0.1337 |
|  | Chad | 188 | 0.1256 |
|  | Guinea | 189 | 0.1226 |
|  | Eritrea | 190 | 0.0902 |
|  | Central African Republic | 191 | 0.0789 |
|  | Niger | 192 | 0.0593 |
|  | Somalia | 193 | 0.0270 |

WEST AFRICA ON THE EGDI






















Table

Chart

Compare 2016 with: 2014 ▼

[Download 2016 Data in Excel/CSV format](#)

| Country | Rank 2014 | Rank 2016 | EGDI 2016 | Rank Change |
|---|-----------|-----------|-----------|-------------|
|  Cape Verde | 127 | 103 | 0.4742 | +24 |
|  Ghana | 123 | 120 | 0.4182 | +3 |
|  Nigeria | 141 | 143 | 0.3291 | -2 |
|  Senegal | 151 | 144 | 0.3251 | +7 |
|  Togo | 162 | 147 | 0.3096 | +15 |
|  Cameroon | 144 | 155 | 0.2759 | -11 |
|  Equatorial Guinea | 168 | 165 | 0.2403 | +3 |
|  Gambia | 167 | 167 | 0.2396 | |
|  Liberia | 179 | 170 | 0.2338 | +9 |
|  Côte d'Ivoire | 171 | 175 | 0.2185 | -4 |
|  Benin | 180 | 177 | 0.2039 | +3 |
|  Guinea-Bissau | 182 | 181 | 0.1818 | +1 |
|  Mali | 181 | 182 | 0.1817 | -1 |
|  Mauritania | 174 | 184 | 0.1734 | -10 |
|  Burkina Faso | 178 | 185 | 0.1598 | -7 |
|  Sierra Leone | 186 | 186 | 0.1594 | |
|  Chad | 189 | 188 | 0.1256 | +1 |
|  Guinea | 190 | 189 | 0.1226 | +1 |
|  Niger | 191 | 192 | 0.0593 | -1 |

WEST AFRICA ON THE EGD I 2014

<https://publicadministration.un.org/egovkb/en-us/Data/Region-Information>



UN E-Government
Knowledge DataBase

Department of
Economic and
Social Affairs

ABOUT

DATA

REPORTS

RESOURCES

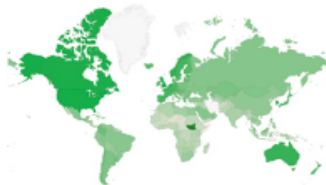
CONTACT

- Country Data
- Regional Data
- Compare Countries



UN E-Government Survey in the
News

Find media related to the UN E-
Government Survey. [Read more »](#)



[Browse country data »](#)

EGOV - Region Data

Year: Data: Regions:

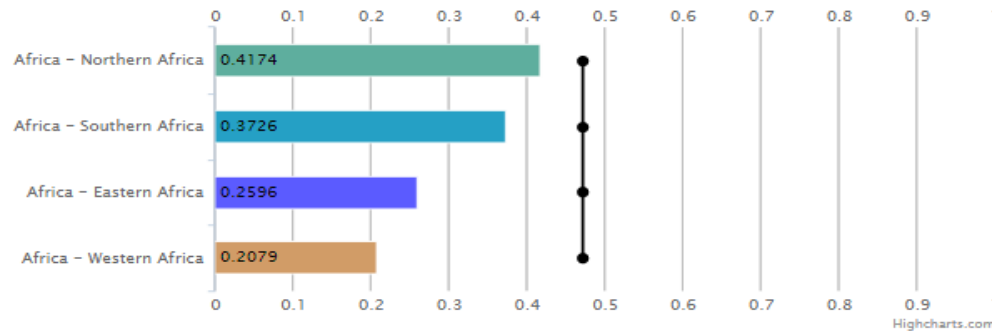
Country Groups

Update

Clear

2014 E-Government Development Index

World Average



[Download 2014 Data in Excel/CSV format](#)

| Region | 2014 EGD I Average |
|--------------------------|--------------------|
| World | 0.4712 |
| Africa - Northern Africa | 0.4174 |
| Africa - Southern Africa | 0.3726 |
| Africa - Eastern Africa | 0.2596 |
| Africa - Western Africa | 0.2079 |

WEST AFRICA ON THE EGDI 2016

<https://publicadministration.un.org/egovkb/en-us/Data/Region-Information>



UN E-Government
Knowledge DataBase

Department of
Economic and
Social Affairs

ABOUT

DATA

REPORTS

RESOURCES

CONTACT

Country Data

Regional Data

Compare Countries



UN E-Government Survey in the
News

Find media related to the UN E-
Government Survey. [Read more »](#)



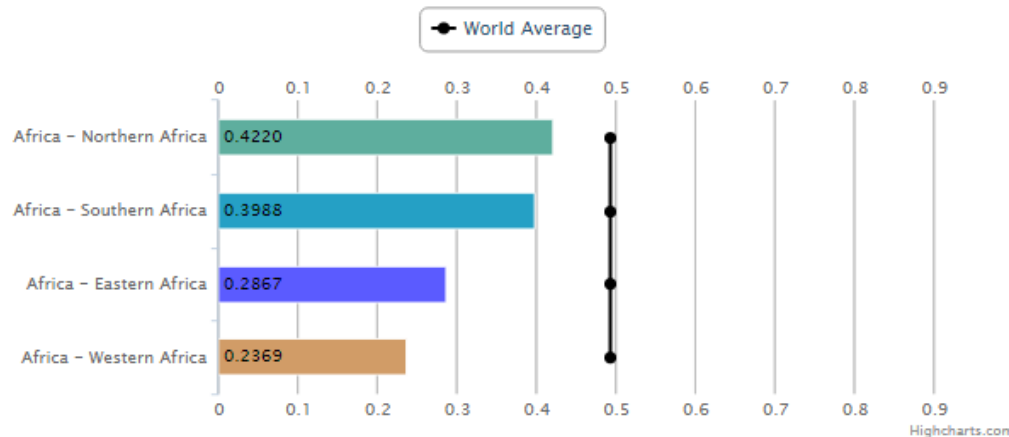
[Browse country data »](#)

EGOV - Region Data

Year: Data: Regions:

Country Groups:

2016 E-Government Development Index



[Download 2016 Data in Excel/CSV format](#)

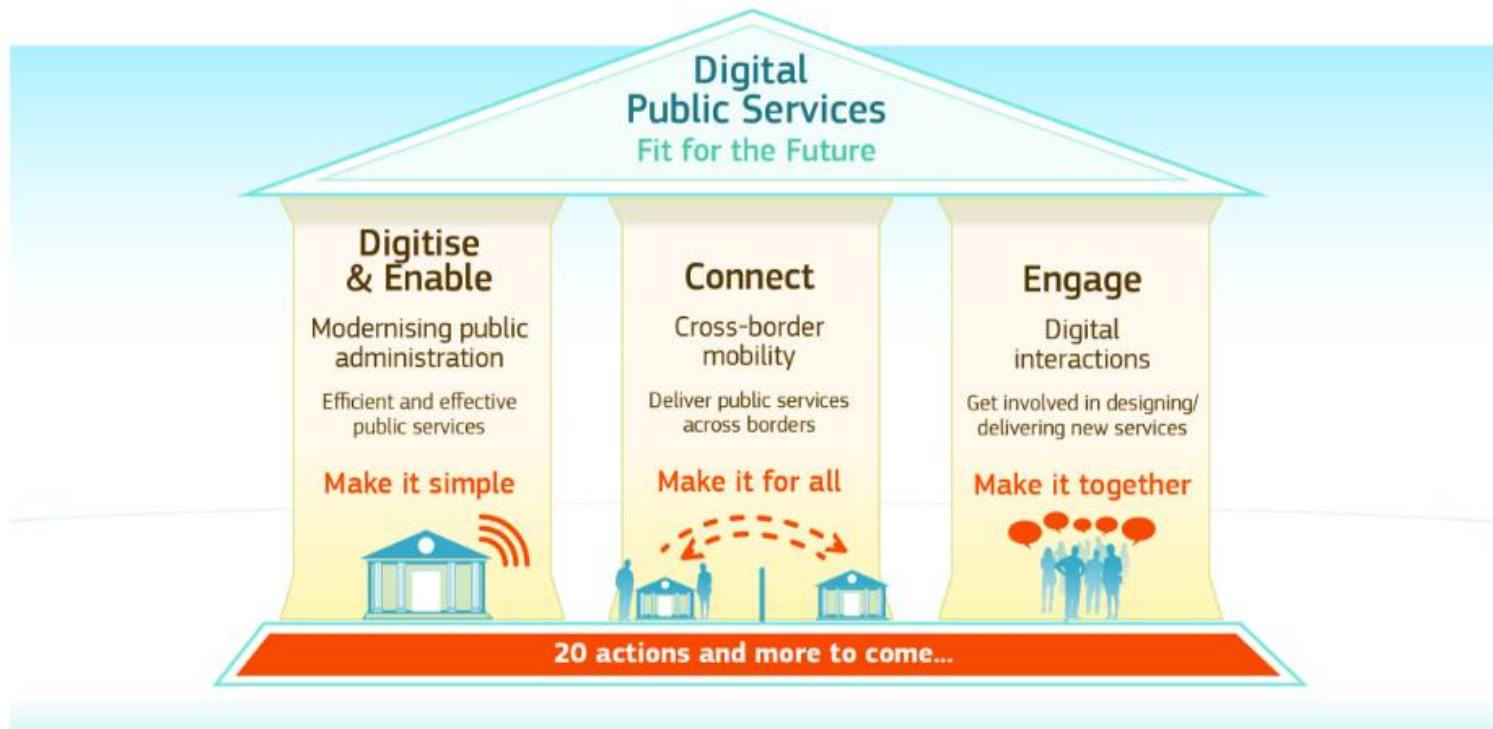
| Region | 2016 EGDI Average |
|--------------------------|-------------------|
| World | 0.4922 |
| Africa - Northern Africa | 0.4220 |
| Africa - Southern Africa | 0.3988 |
| Africa - Eastern Africa | 0.2867 |
| Africa - Western Africa | 0.2369 |

WHAT OTHERS ARE DOING!

Next

eGovernment Action Plan 2016-2020

Accelerating the digital transformation of Government



WHAT OTHERS ARE DOING!



DIGITAL SINGLE MARKET

Digital Economy & Society

European Commission > European eGovernment Action Plan 2016-2020



The strategy

Economy

Society

Access & connectivity

Research & innovation

DG CONNECT

Society

Skills & Jobs

eHealth and Ageing

Smart living

Digital Inclusion

Public Services

eGovernment Action Plan 2016-2020

Cross-border solutions

Open government

eGovernment Studies

Cybersecurity and digital privacy

Online trust

Content and media

Emergency and support lines

Societal challenges projects

European eGovernment Action Plan 2016-2020

Article

Latest

The digital transformation of government is a key element to the success of the Single Market; helping to remove existing digital barriers and preventing further fragmentation arising in the context of the modernisation of public administrations.

The [new eGovernment Action Plan 2016-2020](#) aims:

- to modernise public administration,
- to achieve the digital internal market, and
- to engage more with citizens and businesses to deliver high quality services.

The Action Plan will support the coordination and collaboration at European Union level. Through the joint efforts between Member States and the Commission, the availability and



Share

“The industrial revolution of our time is digital. ... As companies aim to scale up across the Single Market, public e-services should also meet today's needs: be digital, open and cross-

WHAT OTHERS ARE DOING!



DIGITAL SINGLE MARKET

Digital Economy & Society

[European Commission](#) > [European eGovernment Action Plan 2011-2015](#)

[🏠](#) [The strategy](#) [Economy](#) **[Society](#)** [Access & connectivity](#) [Research & innovation](#) [DG CONNECT](#)

Society

[Skills & Jobs](#)

[eHealth and Ageing](#)

[Smart living](#)

[Digital Inclusion](#)

[Public Services](#) ▼

[eGovernment Action Plan 2016-2020](#)

[Cross-border solutions](#)

[Open government](#)

[eGovernment Studies](#)

[Cybersecurity and digital privacy](#)

[Online trust](#)

[Content and media](#)

[Emergency and support lines](#)

[Societal challenges projects](#)

European eGovernment Action Plan 2011-2015

[Article](#) [Latest](#)

The eGovernment Action plan aimed to help national and European policy instruments work together, supporting the transition of eGovernment into a new generation of open, flexible and collaborative seamless eGovernment services at local, regional, national and European level.

The European Commission's [eGovernment Action Plan 2011-2015](#) supported the provision of a new generation of eGovernment services. It included four political priorities based on [the Malmö Declaration](#):

- Empower citizens and businesses
- Reinforce mobility in the Single Market
- Enable efficiency and effectiveness
- Create the necessary key enablers and pre-conditions to make things happen

Our goal was to optimise the conditions for the development of cross-border eGovernment services provided to citizens and businesses regardless of their country of origin. This included the development of an environment which



Share

WHAT OTHERS ARE DOING!

① www.unpan.org/Portals/0/UNPAN/Conferences/conference_egov-centralamerica02.asp

Conference on ICT and E-Government for Regional Development and Integration in Central America (20-22 November 2002, Tegucigalpa, Honduras)

| | |
|---|---|
| English Spanish | <p>The Conference on ICT and E-government for Regional Development and Integration in Central America will bring together key stakeholders from the Central America region, from the highest levels of government, to regional and international organizations, as well as experts from around the globe, to exchange views and experiences on the opportunities and challenges of ICT and e-government for enhanced regional cooperation.</p> <p>The objectives of the Conference are to:</p> <ul style="list-style-type: none">• Raise awareness of the opportunities offered by ICT and e-government for economic and social development at the national and regional levels;• Present and explore in particular the possibilities of e-government for enhancing democracy and a more transparent, efficient and effective government better able to deliver public services;• Discuss national and regional ICT and e-government strategies and the challenges that governments confront in their development and implementation;• Examine the application of ICT and e-government to render regional integration efforts more effective and successful;• Consider the elements for an "Action Plan on ICT and E-government in Support of Regional Integration" and the creation of an E-Government Task Force for Central America. |
| Agenda & Presentations Spanish English | |
| List of Participants | |
| E-government Task Force Proposal Spanish English | |
| Declaration Spanish English | |
| Information Circular | |
| Newsroom | |
| Contact | |

E-GOVERNMENT DEVELOPMENT INDEX (EGDI)

- ◉ E-Government Development Index and other Benchmarking Indices
- ◉ World Bank Doing Business Index
- ◉ Research Findings
 - A very high correlation coefficient between the EDGI and the Doing Business indices

ECOWAS (EGDI) RANKING

Reasons for our Low Ranking

- ⦿ Inefficient Data Collection and Reporting
- ⦿ Lack of awareness of ranking implications
- ⦿ Unavailability of an E-Government Strategy
- ⦿ Poor implementation of National ICT Policies

E-GOVERNMENT FOR THE ECOWAS COMMUNITY (EGDI)

Solutions

- ⦿ A PRIORITY FOR ECOWAS
- ⦿ ECOWAS E-Government Strategy
- ⦿ Commitment by All Member States
- ⦿ Citizen (Individuals, Businesses) Driven
- ⦿ Restart Now!

Thank You
Merci

E-GOVERNMENT DEVELOPMENT INDEX (EGDI)

References

<https://publicadministration.un.org/egovkb/en-us/Data-Center>

<http://www.comm.ecowas.int/departments/telecommunication-information-technology/>

<https://ec.europa.eu/digital-single-market/en/european-egovernment-action-plan-2016-2020>

http://www.unpan.org/Portals/0/UNPAN/Conferences/conference_egov-centralamerica02.asp

<https://www.gov.uk/>